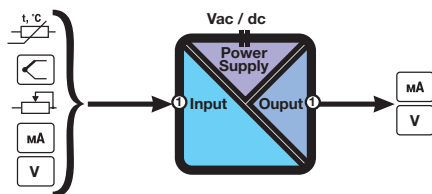




Z109REG2

HIGH PERFORMANCE UNIVERSAL CONVERTER

Z109REG2 is an advanced universal converter able to manage all analog signals (mA, V, PT100, Pt1000, Pt500, Ni100, TCs, Ohm) and convert / isolate it into mA/V standard signals. The device can be configured through dip-switches, PC software or handheld device. A digital contact is available as ALARM or STROBE (multiplexing). It can be requested with low or high power supply. A 3-way galvanic isolation among Power supply // input // output circuits assures the integrity of your datas.



TECHNICAL SPECIFICATIONS

Electrical Specifications

Power supply	10..40 Vdc / 19..28 Vac / 50-60 Hz
Power consumption	2,5 W
Isolation	1.500 Vac (3 way)
Power transducers	Yes
Status Indicators	Power supply, error, data transmission, data reception, input status
Protection Degree	IP20

Thermomechanical Specifications

Operating Temperature	-10..+60 °C
Dimension (W x H x D)	17.5 x 100 x 112 mm
Accuracy	0,1%
Response time	35 ms (11 bit)..140 ms (16 bit)
Setting	Dip- switches EASY_Z109 (PC software) Test-3 (hand held calibrator)
Mounting	35 mm DIN rail guide

Input

Channel Numbers	1
Voltage	(mV, V) Bipolar from 75 mV to 20 V Resolution 15 bit + sign
Current	Bipolar up to 20 mA Resolution 1 µA
Rtd	Pt100, Pt500, Pt1000, Ni100, KTY81, KTY84, NTC Measure 3, 4 wires Range: -200..600 °C Resolution 0,1°C
Thermocouple	Type J, K, R, S, T, E, B, N Resolution 2,5 µV
Potentiometer	500 Ω ..10 kΩ
Rheostat	500 Ω ..25 kΩ
Strobe	Alternative to the relay output

Output

Channel Numbers	1
Voltage	4 scales: 0..1, 0..5, 0..10, 2..10 V Min load resistance: 2.000 Ω
Current	2 scales: 0/4..20 mA (active/passive) Max load resistance: 600 Ω
Relay	Alternative to the strobe NC / NA in case of alarm

Standard

Approval	CE, UL-CSA
Norms	EN 50081-2; EN 55011; EN 50082-2; EN 61000-2-2/4; EN 50140/141; EN 61010-1

ORDER CODES

Code	Description
Z109REG2	High performance universal converter, Power supply 10..40 Vdc / 19..28 Vac
Z109REG2-H	High performance universal converter, Power supply 85..265 Vac/Vdc

ACCESSORIES & SOFTWARE



PM001601
Programming cable



TEST-3
Handheld configurator



EASY SETUP
Programming software

ANALOG UNIVERSAL INPUT

mA, V, Ohm,
RTD, TC

HIGH CLASS ACCURACY

0,1%

FAST RESPONSE TIME

35 ms
(11 bit + segno)

WIDE OPERATING TEMPERATURE

-20..+60°C

TRANSDUCER POWER SUPPLY

20 Vcd, 20 mA

HIGH RESOLUTION

16 bit

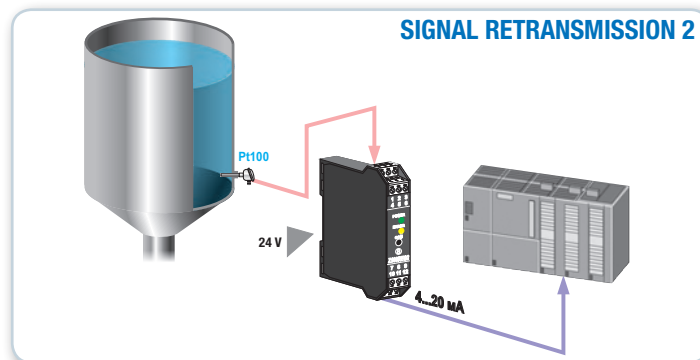
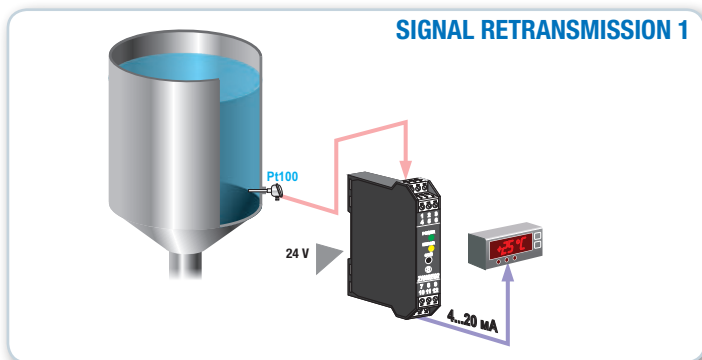
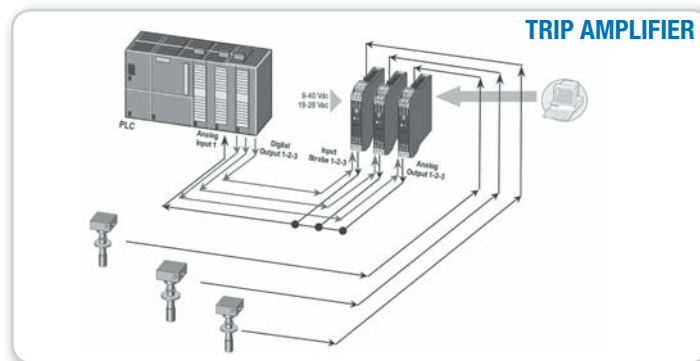
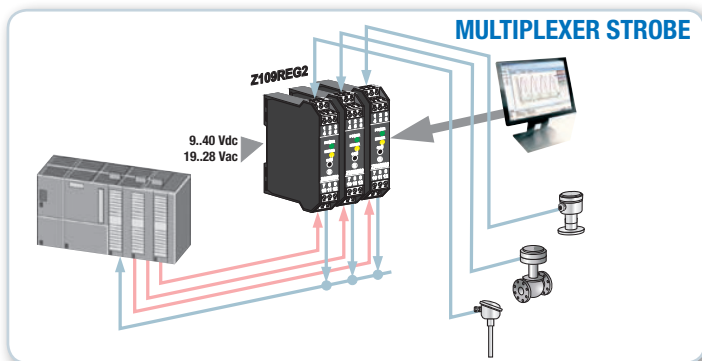
AUXILIARY CONTACTS

Strobe Input SPDT
relay Output

APPROVALS



APPLICATION NOTE



CONFIGURATION

1- DIP-SWITCHES

- Input type
- Zero and Span
- Output type
- Scale inversion



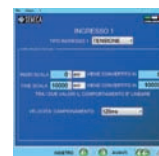
2- HANDHELD

- Min / max range scale; digital filter; square root extraction
- Fault sensor
- Analog scale; error analog output value
- Rejection frequency (50 – 60 Hz)
- Sampling time / Resolution
- Measure 2, 3, 4 wires for RTD
- Relay alarm control, strobe configuration



3 - SOFTWARE

- Min / max range scale; digital filter; square root extraction
- Fault sensor
- Analog scale; error analog output value
- Rejection frequency (50 – 60 Hz)
- Sampling time / Resolution
- Measure 2, 3, 4 wires for RTD
- Relay alarm control, strobe configuration



via Germania, 34 • 35127 Padova - (I) - Tel. +39 049 87.05.359 (.408)
Fax +39 049 87.06.287 • www.seneca.it • info@seneca.it

The material in this document is for information only and is subject to change without notice. While reasonable efforts have been made in the preparation of this document to assure its accuracy, SENECA assumes no liability resulting from errors or omissions, or from the use of the information contained herein.